

2026 ECLIPSE CROSS LE 1.5T S-AWC  
4-DOOR SUV  
LABRADOR BLACK PEARL / BLACK



1.5L DIRECT-INJECTION TURBO ENGINE  
CONTINUOUSLY VARIABLE TRANSMISSION  
50-STATE EMISSIONS STANDARD

**Mechanical Features**

- 1.5L MIVEC DOHC 4-cylinder Direct-Injection Turbocharged
- Continuously Variable Transmission (CVT) with 8-step Sport Mode
- Super-All Wheel Control (S-AWC)

**Exterior Features**

- LED headlights
- LED fog lights
- LED daytime running lights
- LED tail lights
- Heated side mirrors
- 18-inch black painted alloy wheels
- Temporary spare tire

**Interior Features**

- 6-way adjustable driver seat
- 4-way adjustable passenger seat
- Heated front seats
- Fabric seating surfaces

**Convenience Features**

- 8.0" Smartphone-link Display Audio (SDA)
- Apple CarPlay® and Android Auto
- SiriusXM® with 3-month All Access trial
- Mitsubishi Connect with 5-year Safeguard trial and 1-year Remote Services trial (mobile app enrollment required)
- 4 speakers
- S-AWC drive mode selector
- Remote Keyless Entry
- FAST-Key Entry System

**Safety & Security**

- Automatic High Beam (AHB)
- Forward Collision Mitigation (FCM) with pedestrian detection
- Lane Departure Warning (LDW)
- LATCH (Lower Anchors and Tethers for Children)
- Rear Seat Alert
- 7 Airbags

For Full Product Details, Please Visit  
Mitsubishicars.com

**Additional Equipment**

Full Tank of Gas **INCLUDED**

**Mitsubishi Connect Subscriptions**

- 5-year Safeguard Services trial, and
- 1-year Remote Services trial
- Enrollment required. Trial period starts at vehicle delivery. After trial, standard subscription costs apply.

**Mitsubishi Motors Confidence™**

10-Year/100,000-Mile Limited Powertrain

- 5-Year/Unlimited-Mile Roadside Assistance
- 2-Year/30,000-Mile Limited Maintenance (3 Oil Changes, 3 Tire Rotations and 1 Cabin Filter)
- See Participating Retailer for Details

**Tonneau Cover**

\$240.00  
\$260.00

**Welcome Package**

- Reversible Cargo Mat
- Vehicle Manuals Binder
- Touch Up Paint Pen
- Carpet Floor Mats

**EPA DOT Fuel Economy and Environment**



Gasoline Vehicle

**Fuel Economy**

**25** MPG  
combined city/hwy  
**25** city  
**26** highway

Small SUVs range from 14 to 125 MPG.  
The best vehicle rates 146 MPGe.

You spend **\$1,500** more in fuel costs over 5 years compared to the average new vehicle.

**Annual fuel cost**

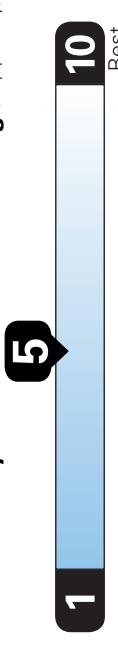
**\$2,000**

Actual results will vary for many reasons, including driving conditions and how you drive and maintain your vehicle. The average new vehicle gets 29 MPG and costs \$8500 to fuel over 5 years. Cost estimates are based on 15000 miles per year at \$3.30 per gallon. MPGe is miles per gasoline gallon equivalent. Vehicle emissions are a significant cause of climate change and smog.

**fueleconomy.gov**

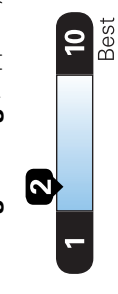
Calculate personalized estimates and compare vehicles

**Fuel Economy & Greenhouse Gas Rating** (tailpipe only)



This vehicle emits 353 grams CO<sub>2</sub> per mile. The best emits 0 grams per mile (tailpipe only). Producing and distributing fuel also create emissions; learn more at fueleconomy.gov.

**Smog Rating** (tailpipe only)



**10-year**

**100,000-mile**  
LIMITED POWERTRAIN WARRANTY

**10** YEAR / **100,000** MILE POWERTRAIN ANTI-CORROSION/PERFORATION  
**5** YEAR / **60,000** MILE BUMPER-TO-BUMPER ROADSIDE ASSISTANCE

\*See participating Retailer for Limited Warranty and Roadside Assistance terms and conditions.

**Parts Content Information**

For vehicles in this carline:

U.S./Canadian Parts Content: **0%**  
Major Sources of Foreign Parts Content: **JAPAN 100%**

For this vehicle:

Final Assembly Point: **OKAZAKI, JAPAN**  
Country of Origin: **JAPAN**  
Engine: **JAPAN**  
Transmission: **JAPAN**

Note: Parts content does not include final assembly, distribution, or other non-parts costs.

**GOVERNMENT 5-STAR SAFETY RATINGS**

**Overall Vehicle Score** ★ ★ ★ ★ ★

Based on the combined ratings of frontal, side and rollover. Should ONLY be compared to other vehicles of similar size and weight.

**Frontal Crash** Driver ★ ★ ★ ★ ★  
Passenger ★ ★ ★ ★ ★

Based on the risk of injury in a frontal impact. Should ONLY be compared to other vehicles of similar size and weight.

**Side Crash** Front seat ★ ★ ★ ★ ★  
Rear seat ★ ★ ★ ★ ★

Based on the risk of injury in a side impact.


**Rollover** ★ ★ ★ ★ ★

Based on the risk of rollover in a single-vehicle crash.

Star ratings range from 1 to 5 stars (★ ★ ★ ★ ★) with 5 being the highest.  
Source: National Highway Traffic Safety Administration (NHTSA).  
[www.safercar.gov](http://www.safercar.gov) or 1-888-327-4236

**Total Additional Equipment:** MSRP\*: **\$29,295.00**  
Subtotal: **\$500.00**  
**Destination/Handling:** **\$29,795.00**  
Total MSRP\*: **\$1,795.00**  
Total MSRP\*: **\$31,590.00**

\*MSRP (Manufacturer's Suggested Retail Price)



Method of Transport: TRUCK  
Plant/Port of Entry: JACKSONVILLE, FL  
VIN : JA4ATVAA1TZ042932  
Route Code : TPF

**Cumulative Accessory Weight is 11.9 lbs**

Gasoline, license and title fees, applicable federal, state and local taxes and dealer and distributor installed options and accessories are not included in the manufacturer's suggested retail price. This label has been applied to this vehicle pursuant to federal law and cannot be moved or altered prior to delivery to the ultimate purchaser.

**Cumulative Accessory Weight is 11.9 lbs**

Visit us at [www.mitsubishicars.com](http://www.mitsubishicars.com)